

CONTENTS

02.

ABOUT US #1

A LITTLE BACKGROUND INFORMATION ON YOUR TRUSTED TOOLING AND MACHINERY SUPPLIER.

04.

WELCOME TO DENVER #2

ENTER THE WORLD OF DENVER AND MEET OUR GREATEST PARTNER IN THE WORLD OF GLASS AND STONE PROCESSING MACHINERY.

05.

QUOTA 3350/4200 #3

EVERYTHING ABOUT THE QUOTA 3350/4200 EXPLAINED.

14.

DDX SOFTWARE & TRAINING #4

OPERATOR FRIENDLY SOFTWARE & TAILORED TRAINING TO GET YOUR MACHINE WORKING STRAIGHT AWAY.

16.


AFTERCARE #5

OUR ENGINEERING SERVICE & REPAIRS - HOW WE DO SUPPORT

18.

QUOTE & WARRANTY #5

VETRO TOOLING



Vetro Tooling has a successful background in the glass trade, not only providing tooling but having its own state-of-the-art workshop and engineering team at its premises, so we can produce bespoke solutions to the specifications of our customers.

Taking our strengths and hardworking ethos we have gained from many years in the glass industry we ventured into the Stone trade a few years ago and have gone from strength to strength. Even against the unstable economy the UK has faced in the last few years, this increase has only shown true that our customer-comes-first mentality works. We continually work closely with our suppliers providing quality tooling to exceed our customers' needs and wants, creating solutions to customers' problems and providing methods to save both time and money.

We know that investing in CNC machinery is a big investment in your company's future and that peace of mind with quality and assistance is of the utmost importance.

What sets us apart from other suppliers is that we have our own workshop, which enables us to manufacture our own wheels made from highest grade Italian diamond. With our vast knowledge in the trade, we aren't just a reseller, we know our stuff!

Over the years we have worked closely with our partners in Italy and produced quality, bespoke tooling which has solved many of the everyday problems our customers face.

We also offer a re-grind or re-spark service to prolong the life of your tools, saving your company money.

Our experienced sales team works closely with our customers and all of them are always on the end of the phone and available to pop into factories to provide solutions for an easier life in the hectic work environment many of us face every day.

**DAVID
LITHAUER**
MANAGING DIRECTOR

"OUR AIM IS TO ALWAYS OFFER OUR CUSTOMERS OUTSTANDING QUALITY AND SERVICE TO RIVAL ANYTHING CURRENTLY ON THE MARKET AND WE CONTINUE TO STRIVE FOR THIS."

**WELCOME TO THE WORLD OF
DENVER**
BE CLEVER



HISTORY

Established in 1984 in the Republic of San Marino, today Denver offers the largest range of stone and glass processing machines, including: bridge-saws with 3 / 4 and 5axis, CNC router machines with 3, 4 and 5 interpolated axis, 5 Axes CNC working centers, universal vertical CNC machines, waterjet and Automatic polishing slab machine. The best price-quality rate, a friendly interface, top quality components and absolute respect for human relationships, are the basis on which Denver builds their business and successful experience.

VISION

DENVER is a company that produces machines for the stone and glass industries.

DENVER is the centre of technological excellence that wants to drive the development of San Marino Tech Valley, inspired by a mentality that has always pursued an excellence deeply rooted in their corporate culture. DENVER is a lifestyle aimed at excellence and constant curiosity, which means growth, progress and solutions that make the history of their market.

We want to convey this sense of excellence to the customer who, by choosing us, becomes part of Denver World, and this for him means to make the difference on the market revolutionizing his way of conceiving the working system and the business. DENVER is the centre of excellence of San Marino Tech Valley not contaminated by the laws of the global mainstream.

DENVER

QUOTA
3350/4200

ABOUT

QUOTA Glass 3350 is a multi-functional CNC working center with 3 digital interpolated axes (4 axes opt).

It features a powerful kW 11 (S6) air-cooled electrospindle specifically designed for outstanding lifetime and efficiency and an automatic tool change magazine with 11 positions.

All axes motion is powered by brushless motors with accuracy ensured by prismatic steel guideways with 4 revolving ball pads protected by bellows.

QUOTA Glass, thanks to its advanced ergonomics, features top class working area/machine footprint ratio allowing machining of mm. 3250 x 1550 sheets (with mm.100 tool diameter) in an extremely reduced space.

The machine is driven by a CNC OSAI control unit with axes control digital technology and run by a worldwide renowned user-friendly 2D and 3D (Option) software interface.

QUOTA 3350/4200




Take a look at our website for more information and videos

PROCESSINGS


IN IT'S AVAILABLE CONFIGURATIONS QUOTA 3350/4200 CAN PERFORM (OPTIONS DEPENDENT)

- Routing, edging, drilling, writing, edge-polishing, grooving and cutting to process a large variety of products such as:
- Vanity and table tops
- Shower and interior doors
- Partitions and shop fitting elements
- Furniture components


ROUTING



DRILLING




GRINDING



POLISHING



LETTERING



BAS-RELIEF



Watch the Quota Glass playlist here

BASIC CONFIGURATION

QUOTA 3350/4200

SELF-LEVELLING ALUMINIUM WORKTABLE

The worktable is made of monolithic rectified solid aluminium mounted on the machine steel frame. Aluminium and steel behave quite differently to temperature daily and seasonally swings resulting in undesired table bending. Thanks to a DENVER patent the QUOTA worktable is free to widen and shorten with respect to the machine frame thus maintaining it's flatness without the need to mill the aluminium worktable to retrieve the original tolerance.

**ALUMINIUM
TABLE**



FRAME

Monolithic normalized and heavily ribbed steel frame, sand-blasted, zinc coated rust-proof primed with two layers epoxy coating.

AUTOMATIC TOOL CHANGE

The machine features an 11 positions tool magazine for ISO 40 cones. The magazine is located in the rear of the worktable to reduce average distance to be covered by the machine during tool changes.



CONTROL UNIT

The machine is driven by an OSAI CNC with digital axes control technology interfaced with PC with USB port, network motherboard optical mouse, keyboard and TFT flat monitor and remote control unit. The machine can be networked for office-based programming.

TOOL WEAR DETECTION

Polishing wheels are subject to faster wear than the diamond ones and are essential to the quality of finish. An adaptive system driven by the CNC unit dynamically detects the polishing wheels wear adjusting their pressure on the workpiece on a real time basis during the process delivering unparalleled edge brightness.



HI-TECH ELECTROSPINDLE

A powerful Hp.15/kW 11 (S6) air cooled electros- spindle featuring outstanding lifetime and efficiency, ISO 40 cones attachment with rotary joint to enable internal wheels water cooling.

AUTOMATIC LUBRICATION SYSTEM

All guideways are automatically lubricated by a centralized pump with programmable time intervals managed by the control unit.



3 AXIS CNC



- **X Axis:** The width-wise stroke is on linear guideways with revolving ball pads protected by bellows. The motion is powered by a brushless motor with adjustable speed (0-50mt/min) and overload switch limit. Inclined teeth rack and pinion transmission with patented lose correction system.

X stroke: 3350mm



- **Y Axis:** The depth wise stroke is operated by a single central brushless motor with adjustable speed (0-25 mt/min) and overload switch limit. Motion is obtained on linear guideways with revolving balls pads protected by bellows. Maximum sturdiness and accuracy are ensured by inclined teeth rack and pinion transmission with patented lose correction system.

Y stroke: 1650mm



- **Z Axis:** The verticle motion of the operating head is effected on linear guideways with revolving balls pads protected by bellows with adjustable speed 0-12 m/min.

Z stroke: 520mm

OPTIONAL EXTRA - 4TH AXIS

The 4th "C" axis for grooving wheels, discs and bits on 90° gearboxes



FLOOR PLAN

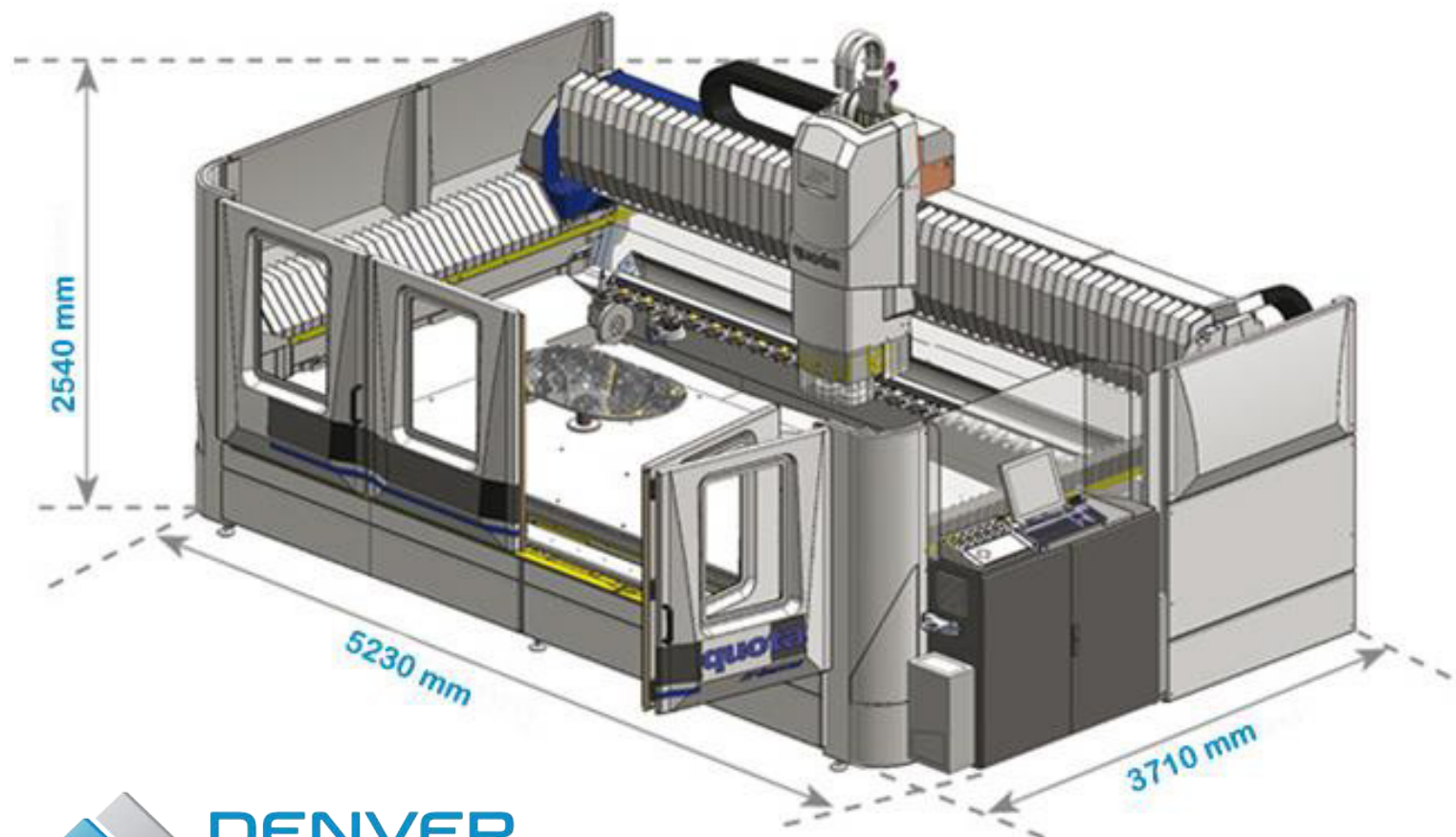
QUOTA 3350

**Optional extras may change floorplan.*





















EXCELLENCE IN COMPACTNESS - The various model sizes combine reduced space needs and productivity performance.

LINEAR TOOL MAGAZINE - Better accessibility & dependability, large working area, faster tool change, 22 positions on Quota 3350 & 28 positions on Quota 4200.

SELF-ADJUSTING ALUMINIUM TABLE (PATENTED) - To ensure planarity longevity and working accuracy.



BASIC MACHINE DATA

	Machine dimensions (WxDxH)	5230x3710x2540mm 209.4 x 146 x 100"
	Worktable	3200x1500mm 121.6 x 53"
	Max working size (with wheel 100mm)	3250x1550mm 128x61"
	Height of the worktable	633mm 25"
	X-axis stroke on linear guides	3350mm 132"
	X-axis speed (brushless motor)	m/min 0÷50 inches/min 0÷1968.5"
	Y-axis stroke on linear guides	1650mm 65"
	Y-axis speed (brushless motor)	m/min 0÷25 inches/min 0÷984.2"
	Z-axis stroke on linear guides	520mm 20.5"
	Z-axis speed (brushless motor, auto lubrication)	m/min 0÷12 inches/min 0÷590.5
	Spindle Motor power	kW 11/Hp 15
	Adjustable spindle speed	RPM 0÷10.000
	Internal water consumption	l/min 6 fl.oz./min 202.9
	External water consumption	l/min 100 fl.oz./min 3381.4
	Air pressure needed	bar 8
	Tool holding cones	ISO-40 MAS-BT
	Positions in auto tool changer	Pos 11
	Machine total weight	Kg 4200 8708.2lbs
	Truck shipping dimensions	6000x2300x2300mm 236.2 x 90.6 x 90.6"
	Sea-shipping dimensions	5800 x 2200 x 2300mm 228.3 x 86.6 x 90.6" (1x20' container)

**Options may affect basic machine's configuration and characteristics*

DDX SOFTWARE



**“CONFIDENCE IN
SOFTWARE IS KEY”**

MADE FOR GLASS PROCESSING

The CAD-CAM software designed by DDX features several advantages for the glass processors.


- A modern and intuitive interface
- A relational CAD-CAM in a single environment which allows to change in real time sheets dimension with no need to change CAD design
- DXF file import
- Programming utility to automatically split large cut-outs to avoid clogging in the working area

PARAMETRIC SOFTWARE

DDX has designed, for DENVER, specific software for Doors and Shower cubicles. It is based on parametric holes and notches that the machine's operator can simply pick up from a dedicated library and load onto the geometry of the door. The advantage of this system is the speed of programming as well as the ease of use, without knowledge of CAD software being required.

OPERATOR TRAINING

Confidence in software is key to getting the most from your CNC. Training for operators will take place at our in-house training rooms at Vetro a week prior to delivery. Our aim is to make your machine work for you as quickly as possible after installation. Our engineers will make sure you are as prepared as possible



**Parametric software; fragmentation; suction cups positioning*



IN HOUSE TRAINING



SERVICE & REPAIRS

ENGINEERING SERVICE & REPAIRS

HOW WE DO SUPPORT

Vetro Tooling offers a warranty and support package for all machines sold that far exceeds anyone else's that is currently available. We have a name to uphold of quality and customer satisfaction and we don't plan on losing that. We know what machine down-time can cost a running factory and brake down's are a top priority for us to get you back up and running.

As well as warranty packages on new machine sales our engineers are always on call to carry out services or repairs to CNC machines, Stone or Glass. With years of experience in machines, software and tooling we have every aspect covered.

After speaking to our customers we realised that the time for the engineer at there factory is more than valuable but paying hidden costs is not making anyone happy. We set out to give the customer a black and white charge so there are no nasty

surprises when the invoice lands on your desk.

As we carry an extensive stock of tooling and spare parts this also helps on lead times to have your CNC machines back up and running.

If you are looking at any service or repair work being carried out, just give us a call and we will be more than happy to run through the problems you are facing and get you back up to speed in no time!

