

# CONTENTS

5.

02.

## ABOUT US #1

A LITTLE BACKGROUND INFORMATION ON YOUR TRUSTED TOOLING AND MACHINERY SUPPLIER.

04.

## WELCOME TO DENVER #2

ENTER THE WORLD OF DENVER AND MEET OUR GREATEST PARTNER IN THE WORLD OF GLASS AND STONE PROCESSING MACHINERY.

05.

## ADVANCE ELITE #3

EVERYTHING ABOUT THE ADVANCE ELITE EXPLAINED.

16.

## DDX SOFTWARE & TRAINING #4

OPERATOR FRIENDLY SOFTWARE & TAILORED TRAINING TO GET YOUR MACHINE WORKING STRAIGHT AWAY.

18.


## AFTERCARE #5

OUR ENGINEERING SERVICE & REPAIRS - HOW WE DO SUPPORT

20.

## QUOTE & WARRANTY #6

# VETRO TOOLING



Vetro Tooling has a successful background in the glass trade, not only providing tooling but having its own state-of-the-art workshop and engineering team at its premises, so we can produce bespoke solutions to the specifications of our customers.

Taking our strengths and hard-working ethos we have gained from many years in the glass industry we ventured into the Stone trade a few years ago and have gone from strength to strength. Even against the unstable economy the UK has faced in the last few years, this increase has only shown true that our customer-comes-first mentality works. We continually work closely with our suppliers providing quality tooling to exceed our customers' needs and wants, creating solutions to customers' problems and providing methods to save both time and money.

We know that investing in CNC machinery is a big investment in your company's future and that peace of mind with quality and assistance is of the up most importance.

What sets us apart from other suppliers is that we have our own workshop, which enables us to manufacture our own wheels made from highest grade Italian diamond. With our vast knowledge in the trade, we aren't just a reseller, we know our stuff!

Over the years we have worked closely with our partners in Italy and produced quality, bespoke tooling which has solved many of the everyday problems our customers face.

We also offer a re-grind or re-spark service to prolong the life of your tools, saving your company money.

Our experienced sales team works closely with our customers and all of them are always on the end of the phone and available to pop into factories to provide solutions for an easier life in the hectic work environment many of us face every day.

**DAVID  
LITHAUER**  
MANAGING DIRECTOR

"OUR AIM IS TO ALWAYS OFFER OUR CUSTOMERS OUTSTANDING QUALITY AND SERVICE TO RIVAL ANYTHING CURRENTLY ON THE MARKET AND WE CONTINUE TO STRIVE FOR THIS."

WELCOME TO THE WORLD OF  
DENVER  
BE CLEVER



## HISTORY

Established in 1984 in the Republic of San Marino, today Denver offers the largest range of stone and glass processing machines, including: bridge-saws with 3 / 4 and 5axis, CNC router machines with 3, 4 and 5 interpolated axis, 5 Axes CNC working centres, universal vertical CNC machines, waterjet and Automatic polishing slab machine. The best price-quality rate, a friendly interface, top quality components and absolute respect for human relationships, are the basis on which Denver builds their business and successful experience.

## VISION

DENVER is a company that produces machines for the stone and glass industries.

DENVER is the centre of technological excellence that wants to drive the development of San Marino Tech Valley, inspired by a mentality that has always pursued an excellence deeply rooted in their corporate culture. DENVER is a lifestyle aimed at excellence and constant curiosity, which means growth, progress and solutions that make the history of their market.

We want to convey this sense of excellence to the customer who, by choosing us, becomes part of Denver World, and this for him means to make the difference on the market revolutionizing his way of conceiving the working system and the business. DENVER is the centre of excellence of San Marino Tech Valley not contaminated by the laws of the global mainstream.

DENVER

ADVANCE  
ELITE



## ABOUT

Advance Elite is the true vertical alternative to horizontal working centres delivering an all-in-one solution for edging, notching, countersinking and polishing in the most reduced footprint.

Advance Elite is the perfect solution for the production of:

- Doors
- Shower boxes
- Office partitioning
- Staircases
- Balustrades and partitions
- Furniture components like tables, display cabinets, mirrors etc
- Laminated glass and components for the home appliance and automotive industry

With the Advance Elite there is no need to equip the working table, each piece may be different with zero set-up time.

The Advance Elite is able to turn glass coming from the cutting table into the finished product, handling all processing steps with no need for operator intervention.


Connected with vertical washing machine (configuration upon request) the Advance Elite becomes a complete, versatile, productive and user-friendly line.



Take a look at our website for more information and videos

# ADVANCE

## ELITE






# PROCESSINGS & BASIC CONFIGURATION

# PROCESSINGS

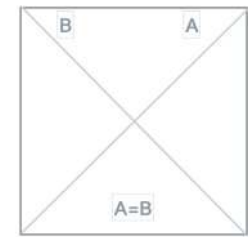
IN IT'S AVAILABLE CONFIGURATIONS ADVANCE  
ELITE CAN PERFORM (OPTIONS DEPENDENT)




MILLING




EDGE  
POLISHING



SQUARING AND  
ARRISING

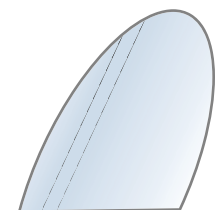
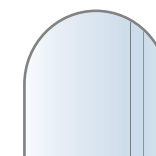


GRINDING WITH  
PERIPHERAL WHEELS



DRILLING WITH TWIN  
COUNTER-HEADS

NEARLY ANY SHAPE CAN BE PROCESSED AS  
LONG AS ONE EDGE IS STRAIGHT








**PIECE HOLDING SYSTEM DUAL MOTION VACUUM SYSTEM(DMV)** Automatic positioning vacuum cups with PATENTED air-operated on-off work piece holding system offering: Extra rigid work piece holding for high finishing quality. Zero downtime for workable setup (no back stops required). Superior reliability eliminating mechanical maintenance, wear and backlash.




**CUPS MODULAR SYSTEM** For small pieces such as back-splashes, stripes and other elements for shop fitting, electro-appliances and technical glass applications.

UPGRADE SET 4+4 SUCTION CUPS

The 3 upper cups are manually removed to process sheets lower than 520mm. (Maximum 170mm width).



**OPERATING GROUPS** Double fan-cooled spindles, front and rear, with internal water tool cooling system for drilling, routing and edging. They feature ISO40 MAS-BT fitting, KW 7.8/10.6 Hp (S6), 10,000 RPM and automatic tool change system.



**ROTATING TOOL MAGAZINES** Automatic rotating tool magazine with 12 positions for the front electro-spindle, suitable with stacked wheels and with tools with max. diameter 100 mm, and 10 positions for the rear electro-spindle. Easily accessible by the operator, extremely fast being next to the electro-spindles, reliable being off the working area..

**HOT ZINC COATED VERTICAL STRUCTURE** Specifically engineered frame to deliver long lasting sturdiness and reliability in most challenging working conditions. Special corrosion-proof treatment on guide ways and mechanical parts. High visibility casing of the centre work unit, for further protection of sensitive parts.



**CONTRAST ROLLERS**

Vertical contrast rollers with pneumatic pressure to ensure perfect piece holding in the processing area.








**GUARANTEED FLATNESS** Vertical contrast rollers with pneumatic pressure to ensure perfect piece holding in the processing area.

**VIBRATION-FREE PROCESSING** Through water cushion pushers dynamically operated across each step of the cycle.

**PATENTED FEEDING** system to cater non-perfectly flat glass sheets. To ensure equal front and rear arris during edge processing.



**AXES MOVEMENT** X-Y Axes movement with inclined teeth rack and pinion transmission. Brush-less system in bus ethercat to ensure precision and speed, for the control and drive of the 8 axes..




**DEVICE FOR AUTOMATIC LOWERING OF INLET ROLLER CONVEYOR** Automatic lowering of in-feed rollers to avoid abrasion during processing.

**AUTOMATIC LUBRICATION PUMP** Automatic centralized lubrication at programmable interval.



**PUMP TO FEED WATER OUT FROM LOWER MACHINE TANK** Equipped with draining pipe of 5 mt.

**REAR TANKS** Two water collecting tanks (capacity 380l. each one with overflow regulating system) and recycling pump.



## ELECTRIC CABINET AND CONSOLE

**PANEL** Electric cabinet integrated in machine's frame. Mobile console panel in the front part of the machine in order to optimize workshop spaces.

The machine features OSAI NC unit with Ethercat system and axes digital management technology. PC interface with 64 bit, Windows 10 operative system with USB port, network board, mouse, keyboard. 19" TFT flat screen for axes display, set-up and programming with colour icons.

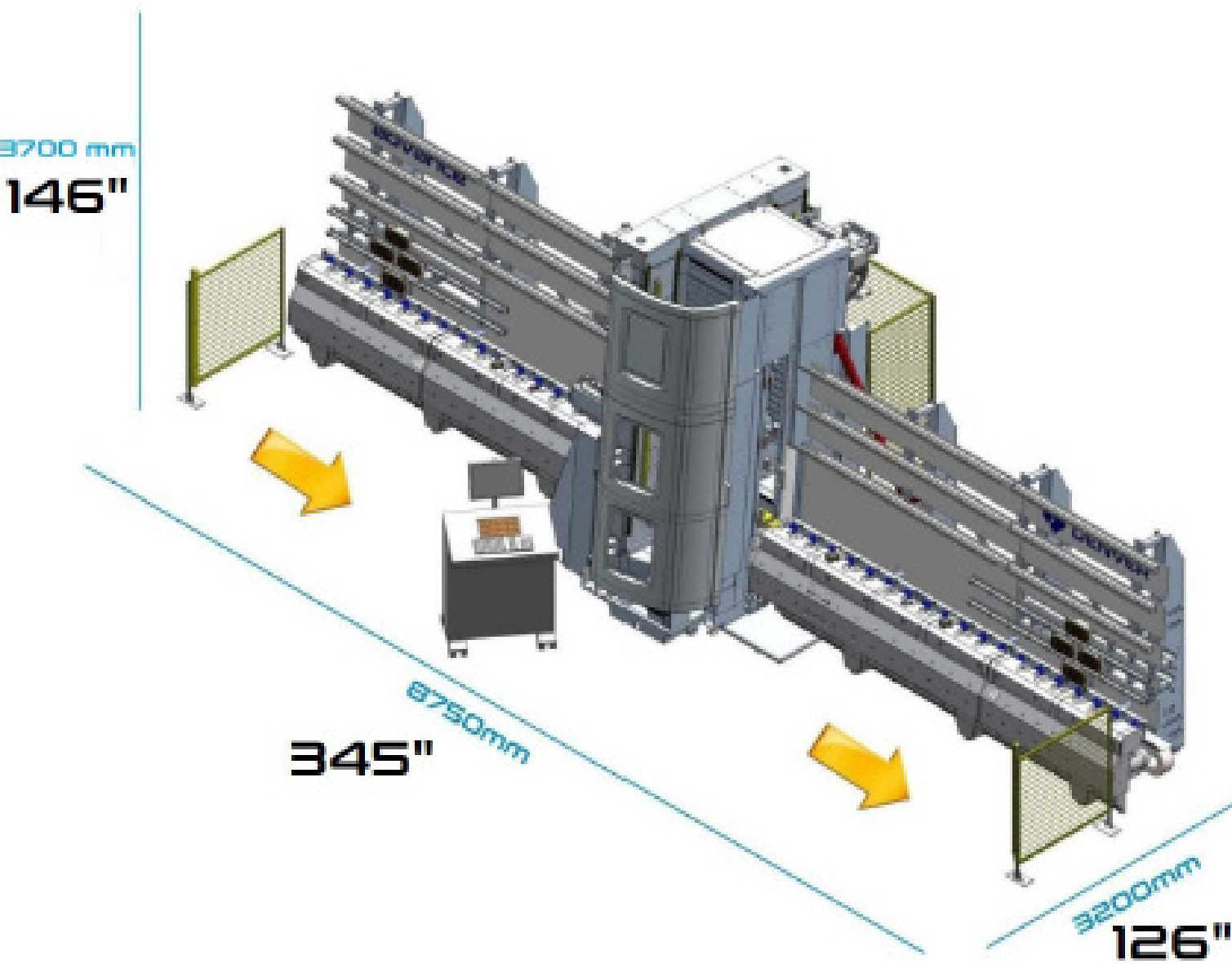
Remotable performing platform with Teleservice connection.





# FLOOR PLAN ADVANCE ELITE

*\*Optional extras may change floorplan.*



## BASIC MACHINE DATA ADVANCE ELITE

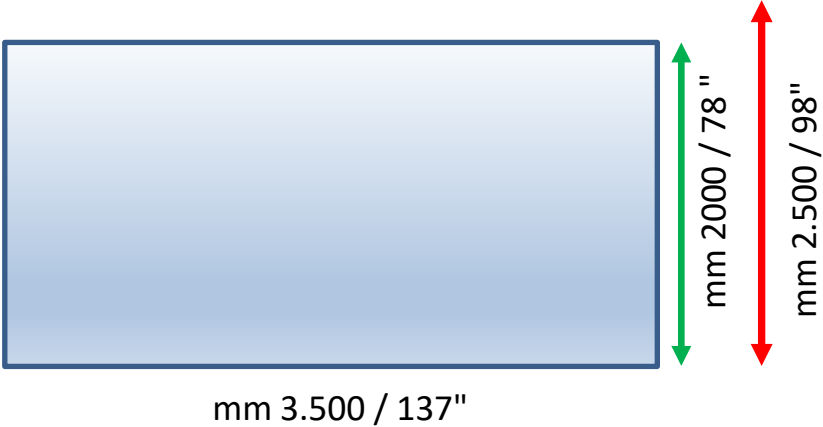
	Machine Weight and dimensions (LxPxH)	10802 lbs 344.5x126x145.6" 4900kg - 8750x3200x3700mm
	Installed power	kW 15
	Max working dimensions	3500x2000mm -(138x79")
	Max loading dimension	3500x2500mm -(138x98.4")
	Glass Max weight	200 Kg. (441lb)
	Working Thickness	Min 4mm / Max 21mm (in compliance with glass max. weight mentioned above)
	Min working dimension	For edging 550x170mm. (21.6x6.7") For processing like routing and drilling min. dimensions change depending on processing's holes and notches position.
	Height above ground to load a piece on the roller conveyor	700mm (27,5")
	Spindles power (N.2)	ISO40 Mas-ARC fitting kW 7.8/10.6 Hp (S6) Max. 10000 RPM
	Software CAD-CAM	
	Tool magazine positions in the frontal spindle	12 positions
	Tool magazine positions in the rear spindle	10 positions
	Acqua interna di refrigerazione	15 lt/min cleaned water (4 gal/min)
	External cooling water consumption	120 lt/min. (30 gal/min)

*\*Options may affect basic machine's configuration and characteristics*

### WORKING DIMENSIONS

Workable Size

Handling Size





# DDX SOFTWARE



**“CONFIDENCE IN  
SOFTWARE IS KEY”**

## MADE FOR GLASS PROCESSING

The CAD-CAM software designed by DDX features several advantages for the glass processors.

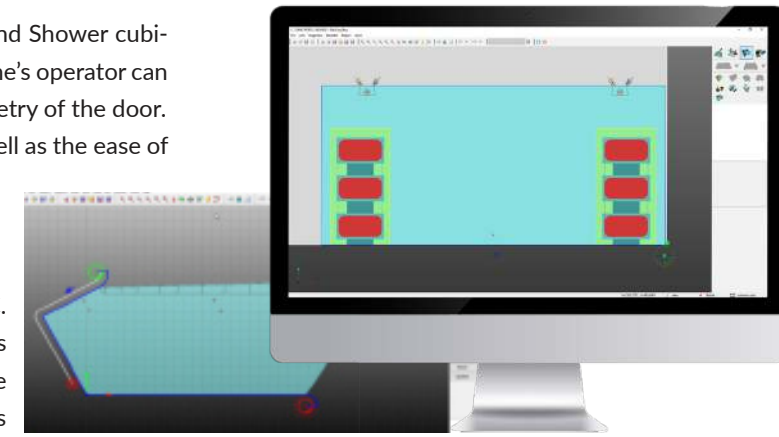
- A modern and intuitive interface
- A relational CAD-CAM in a single environment which allows to change in real time sheets dimension with no need to change CAD design
- DXF file import
- Programming utility to automatically split large cut-outs to avoid clogging in the working area

## PARAMETRIC SOFTWARE

DDX has designed, for DENVER, specific software for Doors and Shower cubicles. It is based on parametric holes and notches that the machine's operator can simply pick up from a dedicated library and load onto the geometry of the door. The advantage of this system is the speed of programming as well as the ease of use, without knowledge of CAD software being required.

## OPERATOR TRAINING

Confidence in software is key to getting the most from your CNC. Training for operators will take place at our in-house training rooms at Vetro a week prior to delivery. Our aim is to make your machine work for you as quickly as possible after installation. Our engineers will make sure you are as prepared as possible



*\*Parametric software; fragmentation; suction cups positioning*



# IN HOUSE TRAINING





# SERVICE & REPAIRS

# ENGINEERING SERVICE & REPAIRS

## HOW WE DO SUPPORT

Vetro Tooling offers a warranty and support package for all machines sold that far exceeds anyone else's that is currently available. We have a name to uphold of quality and customer satisfaction and we don't plan on losing that. We know what machine down-time can cost a running factory and brake down's are a top priority for us to get you back up and running.

As well as warranty packages on new machine sales our engineers are always on call to carry out services or repairs to CNC machines, Stone or Glass. With years of experience in machines, software and tooling we have every aspect covered.

After speaking to our customers we realised that the time for the engineer at there factory is more than valuable but paying hidden costs is not making anyone happy. We set out to give the customer a black and white charge so there are no nasty

surprises when the invoice lands on your desk.

As we carry an extensive stock of tooling and spare parts this also helps on lead times to have your CNC machines back up and running.

If you are looking at any service or repair work being carried out, just give us a call and we will be more than happy to run through the problems you are facing and get you back up to speed in no time!

